

MODULAR PANELS



PRIVACY SCREENS

Define your space with Duplex™ and Villa™ Walls. Lightweight and easy to install, MergeWorks modular panels are a cost-effective solution for creating custom cubicles, workstations, study carrels or private work areas. Our modular panels come in a wide range of heights, widths and core options making it easy to design a custom configuration that fits the size and look of your current space.

Villa™ Walls feature a single core material, while Duplex™ Walls are configured using two material cores for an added design touch. Both modular panels styles can be hinged together to create your custom workspace.

- Framework is constructed using lightweight aluminum extrusion
- All metal parts are anodized or powder coated for an aesthetic and durable finish
- Core materials include Frosted Acrylic, Fabric and TruBrite™ Whiteboard
- Villa™ and Duplex™ Walls can be hinged together to create 2, 3 or 4-way configurations
- Made in the USA
- Villa™ and Duplex™ Walls are available in custom sizes, core materials and colors



How to build your SKU:

Step 1:
Choose your Model

3X

Step 2:
Choose your Width

37

Step 3:
Choose your Height

54

Step 4:
Choose your Frame Color

AA

Step 5:
Choose your Foot Option

2WF

Step 6:
Choose your Full Core Material (2X)
Upper Core Material (3X)

FRO

Step 6:
Choose your Lower Core Material (3X)


F220

(3X only)


MODULAR PANEL

Model	Width	Height	Frame Color	Foot Options	Core Materials
2X Villa™ Wall	24"	42"	AA Satin Aluminum	4 4 Wheels	FRO Frosted Acrylic
3X Duplex™ Wall	30"	48"	20 Pewter	2WF 2 Wheels-1 Foot	WB TruBrite™ Whiteboard (Both Sides)
	37"	54"	BK Black	3WL 2 Wheels-1 Leveler	A1_ Colored Frosted Acrylic
	42"	62"		F Freestanding (2 Feet)	F1_ Fabric 100 Series
	49"	72"		FL 1 Foot- 1 Leveler	F2_ Fabric 200 Series
	61"			NF No Feet	L1_ Laminates & Wood Grains 100 Series
	73"			L 2 Levelers	WBF1_ TruBrite™ (Side 1)/ Fabric 1_ (Side 2)
					WBF2_ TruBrite™ (Side 1)/ Fabric 2_ (Side 2)

VILLA™ WALL
(Model 2X)
Full Core Model



Shown with 2 Levelers (L)



Shown as Freestanding (F)

FOOT OPTIONS

Width	Height	Weight (lbs)	FRO	WB	A1_	F1_	F2_	L1_	FOOT OPTIONS						
			Frosted Acrylic	Whiteboard	Colored Frosted Acrylic	Fabric 100 Series	Fabric 200 Series	Laminate 100 Series	4 Wheels	2 Wheels-1 Foot	2 Wheels-1 Leveler	Free-standing	1 Foot-1 Leveler	No Feet	2 Levelers
24"	42"	11	\$490	\$490	\$600	\$515	\$595	\$635	+\$180	+\$180	+\$90	+\$180	+\$90	+\$0	+\$0
24"	48"	13	\$545	\$540	\$655	\$565	\$635	\$670	+\$180	+\$180	+\$90	+\$180	+\$90	+\$0	+\$0
24"	54"	14	\$575	\$565	\$680	\$605	\$665	\$700	+\$180	+\$180	+\$90	+\$180	+\$90	+\$0	+\$0
24"	62"	15	\$690	\$720	\$910	\$660	\$778	\$785	+\$180	+\$180	+\$90	+\$180	+\$90	+\$0	+\$0
24"	72"	18	\$735	\$760	\$955	\$790	\$953	N/A	+\$180	+\$180	+\$90	+\$180	+\$90	+\$0	+\$0
30"	42"	13	\$600	\$595	\$745	\$620	\$690	\$760	+\$180	+\$180	+\$90	+\$180	+\$90	+\$0	+\$0
30"	48"	15	\$630	\$625	\$775	\$655	\$730	\$795	+\$180	+\$180	+\$90	+\$180	+\$90	+\$0	+\$0
30"	54"	16	\$660	\$655	\$805	\$685	\$760	\$825	+\$180	+\$180	+\$90	+\$180	+\$90	+\$0	+\$0
30"	62"	18	\$945	\$1,035	\$1,385	\$785	\$948	\$975	+\$180	+\$180	+\$90	+\$180	+\$90	+\$0	+\$0
30"	72"	21	\$995	\$1,080	\$1,435	\$1,080	\$1,368	N/A	+\$180	+\$180	+\$90	+\$180	+\$90	+\$0	+\$0
37"	42"	16	\$670	\$700	\$890	\$715	\$805	\$915	+\$180	+\$180	+\$90	+\$180	+\$90	+\$0	+\$0
37"	48"	17	\$700	\$730	\$920	\$750	\$840	\$950	+\$180	+\$180	+\$90	+\$180	+\$90	+\$0	+\$0
37"	54"	19	\$735	\$760	\$950	\$790	\$880	\$985	+\$180	+\$180	+\$90	+\$180	+\$90	+\$0	+\$0
37"	62"	22	\$985	\$1,075	\$1,430	\$870	\$1,055	\$1,140	+\$180	+\$180	+\$90	+\$180	+\$90	+\$0	+\$0
37"	72"	25	\$1,040	\$1,125	\$1,485	\$1,145	\$1,443	N/A	+\$180	+\$180	+\$90	+\$180	+\$90	+\$0	+\$0
42"	42"	17	\$695	\$725	\$915	\$750	\$865	\$945	+\$180	+\$180	+\$90	+\$180	+\$90	+\$0	+\$0
42"	48"	19	\$790	\$795	\$1,005	\$805	\$905	\$980	+\$180	+\$180	+\$90	+\$180	+\$90	+\$0	+\$0
42"	54"	21	\$820	\$825	\$1,040	\$840	\$945	\$1,015	+\$180	+\$180	+\$90	+\$180	+\$90	+\$0	+\$0
42"	62"	23	\$1,020	\$1,105	\$1,460	\$930	\$1,130	\$1,175	+\$180	+\$180	+\$90	+\$180	+\$90	+\$0	+\$0
42"	72"	27	\$1,075	\$1,160	\$1,515	\$1,185	\$1,488	N/A	+\$180	+\$180	+\$90	+\$180	+\$90	+\$0	+\$0
49"	42"	19	\$735	\$760	\$950	\$790	\$960	\$1,085	+\$180	+\$180	+\$90	+\$180	+\$90	+\$0	+\$0
49"	48"	21	\$825	\$830	\$1,045	\$880	\$1,020	\$1,145	+\$180	+\$180	+\$90	+\$180	+\$90	+\$0	+\$0
49"	54"	24	\$865	\$865	\$1,085	\$945	\$1,065	\$1,185	+\$180	+\$180	+\$90	+\$180	+\$90	+\$0	+\$0
49"	62"	27	\$1,065	\$1,150	\$1,505	\$1,015	\$1,238	\$1,335	+\$180	+\$180	+\$90	+\$180	+\$90	+\$0	+\$0
49"	72"	31	\$1,125	\$1,205	\$1,565	\$1,245	\$1,555	N/A	+\$180	+\$180	+\$90	+\$180	+\$90	+\$0	+\$0
61"	42"	23	\$1,015	\$1,100	\$1,455	\$1,005	\$1,150	\$1,285	+\$180	+\$180	+\$90	+\$180	+\$90	+\$0	+\$0
61"	48"	25	\$1,050	\$1,135	\$1,495	\$1,050	\$1,200	\$1,325	+\$180	+\$180	+\$90	+\$180	+\$90	+\$0	+\$0
61"	54"	28	\$1,090	\$1,175	\$1,530	\$1,100	\$1,245	\$1,365	+\$180	+\$180	+\$90	+\$180	+\$90	+\$0	+\$0
73"	42"	26	\$1,080	\$1,165	\$1,520	\$1,210	\$1,385	\$1,580	+\$180	+\$180	+\$90	+\$180	+\$90	+\$0	+\$0
73"	48"	30	\$1,120	\$1,200	\$1,560	\$1,260	\$1,435	\$1,625	+\$180	+\$180	+\$90	+\$180	+\$90	+\$0	+\$0
73"	54"	32	\$1,160	\$1,240	\$1,600	\$1,315	\$1,490	\$1,670	+\$180	+\$180	+\$90	+\$180	+\$90	+\$0	+\$0


NOTE:

All pricing in USD

Not available with TruBrite™ Whiteboard on one side and Fabric on the other side

MODULAR PANEL - DUPLEX™ WALL

DUPLEX™ WALL (Model 3X) Segmented Two-Core Model

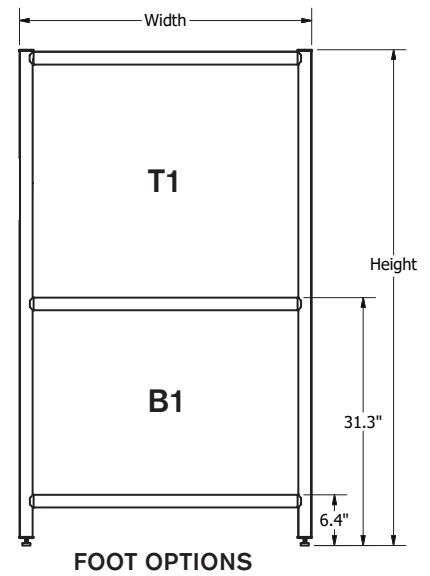


Shown with 2 Levelers (L)



Shown as Freestanding (F)

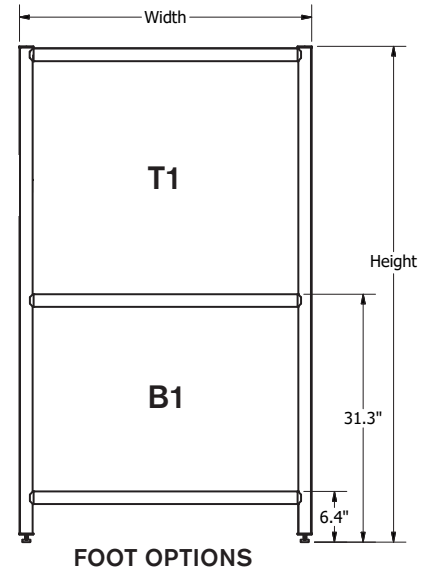
24" Width				T1 TOP CORE MATERIALS								
Width	Height	Weight (lbs)	Frame Base Price	FRO	WB	A1_	F1_	F2_	WBF1_	WBF2_	L1_	
				Frosted Acrylic	White-board	Colored Frosted Acrylic	Fabric 100 Series	Fabric 200 Series	WB/Fabric 100 Series	WB/Fabric 200 Series	Laminate 100 Series	
24"	42"	12	\$400	+\$60	+\$40	+\$80	+\$75	+\$90	+\$65	+\$75	+\$90	
24"	48"	14	\$425	+\$85	+\$65	+\$130	+\$95	+\$140	+\$90	+\$115	+\$115	
24"	54"	15	\$450	+\$105	+\$80	+\$155	+\$120	+\$150	+\$120	+\$135	+\$165	
24"	62"	16	\$485	+\$130	+\$105	+\$200	+\$155	+\$245	+\$155	+\$205	+\$200	
24"	72"	19	\$525	+\$180	+\$160	+\$290	+\$195	+\$260	+\$215	+\$255	+\$300	
B1 - Lower core option for all 24" wide Duplex Walls (Height is 31" for all lower cores)				B1 LOWER CORE MATERIALS								
				FRO	WB	A1_	F1_	F2_	WBF1_	WBF2_	L1_	
				Frosted Acrylic	White-board	Colored Frosted	Fabric 100	Fabric 200	WB/Fabric 100	WB/Fabric 200	Laminate 100	
				+\$130	+\$90	+\$160	+\$125	+\$150	+\$125	+\$140	+\$165	
				FOOT OPTIONS								
				4 Wheels	2 Wheels-1 Foot	2 Wheels-1 Leveler	Free-standing	1 Foot-1 Leveler	No Feet	2 Levelers		
				+\$180	+\$180	+\$90	+\$180	+\$90	+\$0	+\$0		



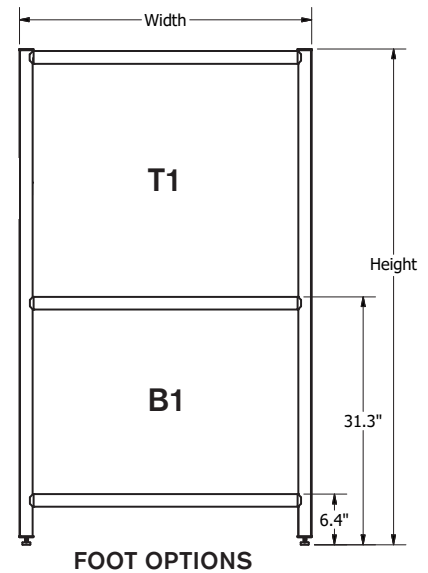
NOTE:
All pricing in USD

MODULAR PANEL - DUPLEX™ WALL

30" Width				T1 TOP CORE MATERIALS								
				FRO	WB	A1_	F1_	F2_	WBF1_	WBF2_	L1_	
Width	Height	Weight (lbs)	Frame Base Price	Frosted Acrylic	White-board	Colored Frosted Acrylic	Fabric 100 Series	Fabric 200 Series	WB/Fabric 100 Series	WB/Fabric 200 Series	Laminate 100 Series	
30"	42"	14	\$440	+\$70	+\$45	+\$95	+\$85	+\$105	+\$80	+\$90	+\$110	
30"	48"	16	\$465	+\$105	+\$80	+\$155	+\$110	+\$165	+\$110	+\$140	+\$150	
30"	54"	17	\$490	+\$130	+\$105	+\$200	+\$145	+\$180	+\$155	+\$170	+\$210	
30"	62"	19	\$525	+\$225	+\$210	+\$370	+\$245	+\$315	+\$275	+\$315	+\$275	
30"	72"	22	\$570	+\$230	+\$210	+\$375	+\$255	+\$325	+\$285	+\$320	+\$395	
B1 - Lower core option for all 30" wide Duplex Walls (Height is 31" for all lower cores)				B1 LOWER CORE MATERIALS								
				FRO	WB	A1_	F1_	F2_	WBF1_	WBF2_	L1_	
				Frosted Acrylic	White-board	Colored Frosted	Fabric 100	Fabric 200	WB/Fabric 100	WB/Fabric 200	Laminate 100	
				+\$220	+\$115	+\$200	+\$150	+\$185	+\$155	+\$175	+\$215	
				FOOT OPTIONS								
				4 Wheels	2 Wheels-1 Foot	2 Wheels-1 Leveler	Free-standing	1 Foot-1 Leveler	No Feet	2 Levelers		
				+\$180	+\$180	+\$90	+\$180	+\$90	+\$0	+\$0		



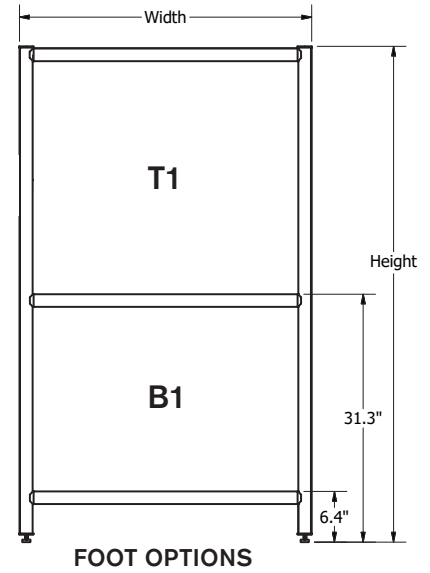
37" Width				T1 TOP CORE MATERIALS								
				FRO	WB	A1_	F1_	F2_	WBF1_	WBF2_	L1_	
Width	Height	Weight (lbs)	Frame Base Price	Frosted Acrylic	White-board	Colored Frosted Acrylic	Fabric 100 Series	Fabric 200 Series	WB/Fabric 100 Series	WB/Fabric 200 Series	Laminate 100 Series	
37"	42"	17	\$485	+\$85	+\$60	+\$125	+\$100	+\$125	+\$95	+\$110	+\$145	
37"	48"	19	\$510	+\$145	+\$130	+\$235	+\$130	+\$200	+\$135	+\$175	+\$190	
37"	54"	20	\$540	+\$150	+\$130	+\$235	+\$175	+\$220	+\$180	+\$205	+\$275	
37"	62"	23	\$580	+\$230	+\$210	+\$375	+\$275	+\$380	+\$290	+\$345	+\$345	
37"	72"	26	\$625	+\$265	+\$270	+\$485	+\$315	+\$405	+\$360	+\$405	+\$515	
B1 - Lower core option for all 37" wide Duplex Walls (Height is 31" for all lower cores)				B1 LOWER CORE MATERIALS								
				FRO	WB	A1_	F1_	F2_	WBF1_	WBF2_	L1_	
				Frosted Acrylic	White-board	Colored Frosted	Fabric 100	Fabric 200	WB/Fabric 100	WB/Fabric 200	Laminate 100	
				+\$225	+\$140	+\$240	+\$180	+\$225	+\$185	+\$210	+\$275	
				FOOT OPTIONS								
				4 Wheels	2 Wheels-1 Foot	2 Wheels-1 Leveler	Free-standing	1 Foot-1 Leveler	No Feet	2 Levelers		
				+\$180	+\$180	+\$90	+\$180	+\$90	+\$0	+\$0		



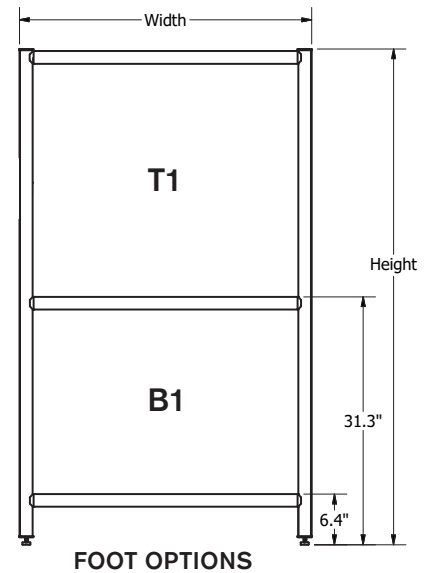
NOTE:
All pricing in USD

MODULAR PANEL - DUPLEX™ WALL

42" Width				T1 TOP CORE MATERIALS								
				FRO	WB	A1_	F1_	F2_	WBF1_	WBF2_	L1_	
Width	Height	Weight (lbs)	Frame Base Price	Frosted Acrylic	White-board	Colored Frosted Acrylic	Fabric 100 Series	Fabric 200 Series	WB/Fabric 100 Series	WB/Fabric 200 Series	Laminate 100 Series	
42"	42"	19	\$510	+\$100	+\$75	+\$145	+\$110	+\$135	+\$110	+\$125	+\$150	
42"	48"	20	\$545	+\$150	+\$130	+\$235	+\$140	+\$220	+\$140	+\$185	+\$195	
42"	54"	23	\$570	+\$180	+\$160	+\$290	+\$190	+\$240	+\$215	+\$245	+\$280	
42"	62"	25	\$610	+\$230	+\$210	+\$375	+\$280	+\$420	+\$295	+\$365	+\$350	
42"	72"	29	\$660	+\$325	+\$310	+\$545	+\$340	+\$445	+\$405	+\$460	+\$520	
B1 - Lower core option for all 42" wide Duplex Walls (Height is 31" for all lower cores)				B1 LOWER CORE MATERIALS								
				FRO	WB	A1_	F1_	F2_	WBF1_	WBF2_	L1_	
				Frosted Acrylic	White-board	Colored Frosted	Fabric 100	Fabric 200	WB/Fabric 100	WB/Fabric 200	Laminate 100	
				+\$230	+\$175	+\$290	+\$195	+\$245	+\$215	+\$245	+\$280	
FOOT OPTIONS				FOOT OPTIONS								
				4 Wheels	2 Wheels-1 Foot	2 Wheels-1 Leveler	Free-standing	1 Foot-1 Leveler	No Feet	2 Levelers		
				+\$180	+\$180	+\$90	+\$180	+\$90	+\$0	+\$0		



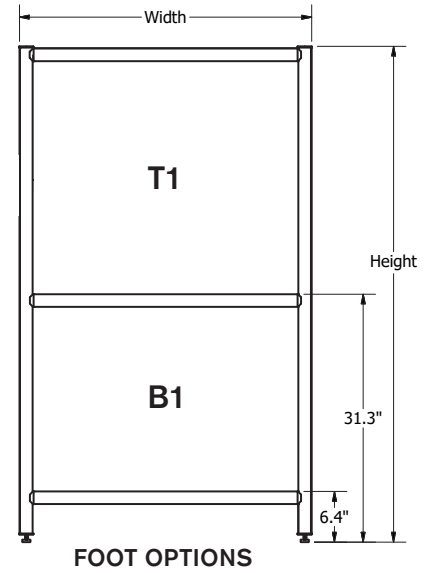
49" Width				T1 TOP CORE MATERIALS								
				FRO	WB	A1_	F1_	F2_	WBF1_	WBF2_	L1_	
Width	Height	Weight (lbs)	Frame Base Price	Frosted Acrylic	White-board	Colored Frosted Acrylic	Fabric 100 Series	Fabric 200 Series	WB/Fabric 100 Series	WB/Fabric 200 Series	Laminate 100 Series	
49"	42"	21	\$555	+\$105	+\$75	+\$150	+\$125	+\$155	+\$115	+\$135	+\$175	
49"	48"	23	\$590	+\$155	+\$130	+\$240	+\$160	+\$255	+\$160	+\$210	+\$235	
49"	54"	26	\$620	+\$185	+\$160	+\$290	+\$220	+\$280	+\$230	+\$260	+\$330	
49"	62"	29	\$665	+\$235	+\$210	+\$380	+\$290	+\$475	+\$295	+\$395	+\$400	
49"	72"	33	\$715	+\$330	+\$315	+\$550	+\$360	+\$505	+\$415	+\$490	+\$625	
B1 - Lower core option for all 49" wide Duplex Walls (Height is 31" for all lower cores)				B1 LOWER CORE MATERIALS								
				FRO	WB	A1_	F1_	F2_	WBF1_	WBF2_	L1_	
				Frosted Acrylic	White-board	Colored Frosted	Fabric 100	Fabric 200	WB/Fabric 100	WB/Fabric 200	Laminate 100	
				+\$230	+\$175	+\$295	+\$220	+\$280	+\$230	+\$260	+\$330	
FOOT OPTIONS				FOOT OPTIONS								
				4 Wheels	2 Wheels-1 Foot	2 Wheels-1 Leveler	Free-standing	1 Foot-1 Leveler	No Feet	2 Levelers		
				+\$180	+\$180	+\$90	+\$180	+\$90	+\$0	+\$0		



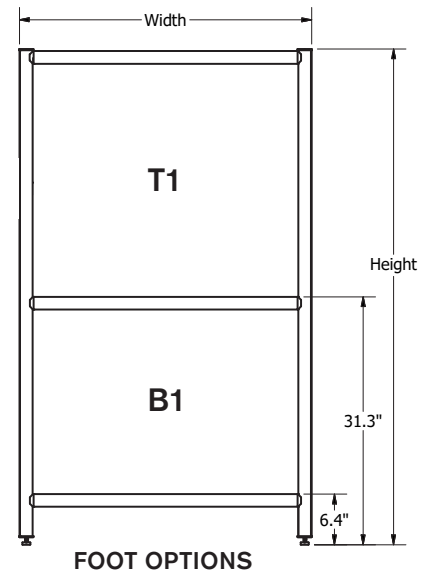
NOTE:
All pricing in USD

MODULAR PANEL - DUPLEX™ WALL

61" Width				T1 TOP CORE MATERIALS								
				FRO	WB	A1_	F1_	F2_	WBF1_	WBF2_	L1_	
Width	Height	Weight (lbs)	Frame Base Price	Frosted Acrylic	White-board	Colored Frosted Acrylic	Fabric 100 Series	Fabric 200 Series	WB/Fabric 100 Series	WB/Fabric 200 Series	Laminate 100 Series	
61"	42"	25	\$635	+\$155	+\$140	+\$265	+\$150	+\$185	+\$185	+\$205	+\$215	
61"	48"	28	\$670	+\$265	+\$270	+\$485	+\$195	+\$310	+\$240	+\$300	+\$285	
61"	54"	30	\$705	+\$270	+\$270	+\$485	+\$265	+\$340	+\$345	+\$380	+\$405	
61"	62"	34	\$750	+\$485	+\$535	+\$930	+\$470	+\$615	+\$645	+\$720	+\$525	
61"	72"	38	\$810	+\$490	+\$535	+\$935	+\$490	+\$635	+\$655	+\$735	+\$765	
B1 - Lower core option for all 61" wide Duplex Walls (Height is 31" for all lower cores)				B1 LOWER CORE MATERIALS								
				FRO	WB	A1_	F1_	F2_	WBF1_	WBF2_	L1_	
				Frosted Acrylic	White-board	Colored Frosted	Fabric 100	Fabric 200	WB/Fabric 100	WB/Fabric 200	Laminate 100	
				+\$485	+\$295	+\$490	+\$270	+\$345	+\$345	+\$385	+\$405	
FOOT OPTIONS				FOOT OPTIONS								
				4 Wheels	2 Wheels-1 Foot	2 Wheels-1 Leveler	Free-standing	1 Foot-1 Leveler	No Feet	2 Levelers		
				+\$180	+\$180	+\$90	+\$180	+\$90	+\$0	+\$0		



73" Width				T1 TOP CORE MATERIALS								
				FRO	WB	A1_	F1_	F2_	WBF1_	WBF2_	L1_	
Width	Height	Weight (lbs)	Frame Base Price	Frosted Acrylic	White-board	Colored Frosted Acrylic	Fabric 100 Series	Fabric 200 Series	WB/Fabric 100 Series	WB/Fabric 200 Series	Laminate 100 Series	
73"	42"	29	\$710	+\$160	+\$140	+\$270	+\$185	+\$230	+\$195	+\$215	+\$290	
73"	48"	32	\$750	+\$270	+\$270	+\$490	+\$245	+\$385	+\$255	+\$330	+\$390	
73"	54"	35	\$785	+\$275	+\$270	+\$490	+\$340	+\$430	+\$365	+\$410	+\$550	
73"	62"	40	\$835	+\$495	+\$535	+\$935	+\$610	+\$790	+\$680	+\$775	+\$725	
73"	72"	45	\$900	+\$495	+\$535	+\$940	+\$635	+\$815	+\$695	+\$785	+\$1,005	
B1 - Lower core option for all 73" wide Duplex Walls (Height is 31" for all lower cores)				B1 LOWER CORE MATERIALS								
				FRO	WB	A1_	F1_	F2_	WBF1_	WBF2_	L1_	
				Frosted Acrylic	White-board	Colored Frosted	Fabric 100	Fabric 200	WB/Fabric 100	WB/Fabric 200	Laminate 100	
				+\$490	+\$295	+\$495	+\$345	+\$435	+\$365	+\$415	+\$550	
FOOT OPTIONS				FOOT OPTIONS								
				4 Wheels	2 Wheels-1 Foot	2 Wheels-1 Leveler	Free-standing	1 Foot-1 Leveler	No Feet	2 Levelers		
				+\$180	+\$180	+\$90	+\$180	+\$90	+\$0	+\$0		



NOTE:
All pricing in USD

ACCESSORIES

Room Dividers and Privacy Partitions



HGEUM
Universal Hinge Kit
Mobile Office Partitions

Universal Hinge Kit - Mobile Room Dividers and Office Partitions	SKU	Price
<ul style="list-style-type: none"> Our Universal Hinge Kit can be used to create a 2-way, 3-way, or 4-way connection Designed for panels with mobile feet Designed for stationary panels with a height of 72" and taller The hinge design allows the angle between the partitions to be freely adjusted Metal construction with a durable anodized finish Kit includes 3 hinges 	HGEUM	\$60



HGEW
Wall Mount Hinge Kit

Wall Mount Hinge Kit	Qty of Wall Hinges	SKU	Price
42" - 72" High Partitions	3	HGEW	\$150

- Wall Mount Hinges attach one side of your Office Partition to a wall
- The hinge design provides 180 degrees of adjustment allowing the partition to come off the wall at any angle
- Includes mounting hardware for sheetrock walls

FOOT DETAILS



NF
No Feet



4
4 Wheels



2WF
2 Wheels-1 Foot



3WL
2 Wheels-1 Leveler



F
Freestanding




FL
1 Foot-1 Leveler



L
2 Levelers

CORE MATERIAL OPTIONS


FABRIC SERIES 100 (F1_)




FABRIC SERIES 200 (F2_)



COLORED FROSTED ACRYLICS (A1_)



LAMINATES AND WOODGRAINS SERIES 100 (L1_)



FRAME COLOR

